

# POATINA MT. RACE

## SUPPLEMENTARY REGULATIONS



**AUTO CORSA**  
EXHILARATION STARTS HERE



# driving the best results... quicker!

**stuart benson**

PROPERTY CONSULTANT

**0412 868 979**

[sbenson@petrusma.com.au](mailto:sbenson@petrusma.com.au)



**petrusma**  
property

## GLOSSARY

---

<b>TERM</b>	<b>MEANING</b>
<b>AASA</b>	Australian Auto Sport Alliance
<b>NCR</b>	National Competition Rules
<b>Organiser</b>	Auto Corsa Group
<b>Event</b>	Poatina Mountain Race
<b>CRO</b>	Competitor Relations Officer
<b>Crew</b>	The crew members within a competition vehicle. A driver (Mountain Race), or driver and co-driver/navigator (Mountain Rally and Mountain Tour)

---

# 1. ABOUT THE EVENT

## 1.1. AUTHORITY

The Event will be subject to AASA permit number AASA010320/ACG4028.

The Poatina Mountain Race (the Event) will be run in accordance with the following rules and regulations:

- National Competition Rules (NCR) of the Australian Auto Sport Alliance (AASA)
- AASA Health, Safety and Environment Policies
- These Supplementary Regulations; and
- Any Further Regulations, or Bulletins or Competitor Advice that may be issued by Auto Corsa Group

It is the Crew's responsibility to ensure they have read and understood and adhere to these documents, policies and regulations.

## 1.2. EVENT DESCRIPTION

The Event is a single-day multi-club tarmac rally, which incorporates a Mountain Rally (tarmac rally) category (driver and navigator/co-driver), a Mountain Race (hillclimb) category (driver only) and a Mountain Tour (speed limited) category (driver and/or navigator/co-driver).

The Event will be conducted at Poatina in Northern Tasmania, on Sunday 1 March 2020 on a single stage closed road, all tarmac course of approximately 9 competitive kilometres, run six times in one direction.

## 1.3. EVENT ORGANISER DETAILS

ITEM	DETAILS / LOCATION
Event Organiser	<b>Auto Corsa Group Pty Ltd</b> 17 Kelson Place Acton Park TAS 7170 Ph: 0412 868 979 Email: <a href="mailto:info@autocorsa.com.au">info@autocorsa.com.au</a>

# 2. PRE EVENT INFORMATION

## 2.1. EVENT STRUCTURE

### 2.1.1. CATEGORIES

The categories for the Event will be as follows and over-ride any prior published documents:

CATEGORY	YEAR FROM	YEAR UP TO
Mountain Tour	1900	2020
Mountain Race	1900	2020
Mountain Rally	1900	2020

### 2.1.2. CLASSES

The Mountain Tour category will not have classes.

The classes for the Competition categories of the Event will be as follows and over-ride any prior published documents:

The following classes are based on actual capacity, plus index corrections for petrol forced induction (x1.7), diesel forced induction (x1.5) and rotary engine (x1.8):

CLASS	CAPACITY FROM (CC)	CAPACITY UP TO (CC)	DRIVE
A	0001	1600	
B	1601	2000	
C	2001	3000	
D	3001	4500	
E	4501	OVER	
F	N/A	N/A	All 4WD vehicles

The actual capacity (before index corrections) for Mazda rotary engines will be 10A = 982cc, 12A = 1146cc and 13B = 1308cc

If there are less than four vehicles entered in any Category or Class, pre-event commencement the Organisers reserve the right to move those vehicles into the next higher Category or Class as deemed appropriate.

### 2.1.3. AWARDS

The following awards will be presented based on the fastest accumulated time of all stages for each of the Competition categories:

- Mountain Race - Fastest Overall 1<sup>st</sup>, 2<sup>nd</sup> and 3<sup>rd</sup>
- Mountain Rally - Fastest Overall 1<sup>st</sup>, 2<sup>nd</sup> and 3<sup>rd</sup>

## 2.2. APPLICATION AND ENTRY PROCESS

Once we receive your entry and fee via [www.autocorsa.com.au](http://www.autocorsa.com.au) we will contact you to discuss your previous rally experience and then, all going well, validate your entry with a competition number.

(Note, you can advise a number preference if you like). At that point, you officially become a Competitor.

We will then write to you to confirm your entry and provide you with a copy of these Regulations.

Entries for the event will officially close on 25/02/2020 because we are sure you understand we need to lock in numbers. Entries may be refused in accordance with NCR G6.1 of AASA.



### 2.2.1. ENTRY FEES

CATEGORY	FULL
Mountain Tour	\$330.00
Mountain Race	\$660.00
Mountain Rally	\$660.00

All fees must be paid prior to starting the Event by means of direct deposit, cheque, money order or cash.

Cheques or money orders should be made payable to Auto Corsa Group Pty Ltd, but may not be used as a form of payment after 20/02/2020.

Any payment to us by cheque, money order or EFT is not considered as being processed until it's honoured or the money clears. We're sure you understand.

The Organisers reserve the right to refuse entry without assigning any reason, in which case any monies paid would be refunded in full.

There is a maximum limit of 65 entries for the Event. If maximum entries are received, then the Organiser will maintain a reserve list.

There is a minimum limit of 30 entries for the Event. If the minimum number is not received then the Organiser may postpone the event.

Multiple entries are not permitted for the one vehicle.

We're more than happy to help clients who, for any reason of their own, wish to transfer the balance of a payment made for an Auto Corsa Group event or service of any type, to another Auto Corsa Group event or service. This is as per our Terms and Conditions as specified on [our website](#).

Please drop us an email to [info@autocorsa.com.au](mailto:info@autocorsa.com.au) with any withdrawal, or roll over, requests, as they do need to be in writing.

Entry into the Event includes:

- AASA Public Liability and Personal Accident insurance for crew members
- Two door panels with vehicle number and additional event sponsor decals
- Ability to compete on the course for the category you have entered
- Crew ID wristbands
- RallySafe unit for required categories

### 2.3. CREWS

A participating crew can either consist of one driver (Mountain Race) or a driver and co-driver/navigator (Mountain Rally & Mountain Tour):

PARTICIPANT	DEFINITION
<b>Driver</b>	A competitor that is the principal driver on competition stages for the Event.
<b>Co-Driver</b>	A competitor who may drive the vehicle, but principally calls the corners of and provides information on the rally course to the driver. (Not required for Mountain Race category)
<b>Navigator</b>	A competitor who only calls the corners of and provides information on the rally course and does not drive the vehicle on competition stages.  (Not required for Mountain Race category)
<b>Additional</b>	A competitor in addition to the two principal crew and may act in any of the above roles if first approved by the Clerk of the Course.

### 2.4. DRIVER SUBSTITUTION

Driver substitution may only occur with the approval of the Clerk of the Course and prior to the completion of documentation. See Section 4 for further information on Crews.

### 2.5. LICENCING

Drivers and co-drivers/navigators **must** hold the following current AASA licences:

CATAGORY	MINIMUM LICENCE LEVEL REQUIRED
<b>Mountain Rally (rally driver/co-driver):</b>	<a href="#">AASA National Tarmac Rally Licence</a>
<b>Mountain Rally (rally non-driving nav):</b>	<a href="#">AASA Tarmac Rally Navigator Licence</a>
<b>Mountain Race (hillclimb driver):</b>	<a href="#">AASA Club Race Licence</a> <a href="#">AASA Day Licence</a>
<b>Mountain Tour (driver/co-driver or nav):</b>	<a href="#">AASA Club Race Licence</a> <a href="#">AASA Day Licence</a>

Nominated drivers/co-drivers must **also** hold a current civil driver's licence. If you can't drive a normal road vehicle, you can't drive a competition vehicle.

The Organisers will identify each crew as having suitable experience, to ensure they are capable and competent to participate in the Event. The crews may be requested by the Organisers to confirm their competition experience.

Any competitor between the ages of 16 to 18 are required to provide the Organiser a parental consent form signed by their parent or guardian. This can be completed at event documentation.

A minimum age for crew is 16.

## 2.6. INSURANCE

Public liability and third party property insurance will be provided to the Organiser through AASA.

All AASA licenced Competitors and Officials are covered by a motorsport insurance policy.

In the Event of a third party property damage, the driver who causes the damage is liable for such damage, or any insurance excess incurred (maximum \$5,000.00) through a claim being lodged with AASA.

This includes bollards, water barriers or any other apparatus used as course infrastructure.

Where the nominated Entrant is a legal entity or not part of the crew, the driver named on the entry form will be held responsible for all obligations and liabilities of the crew for the entirety of the Event.

## 2.7. PRE-EVENT RECONNISANCE

Reconnaissance of the course is permitted prior to the Event, though high-speed practice is NOT permitted.

## 2.8. ANTI DOPING POLICY

During any event, consumption of alcoholic beverages by crew members and/or event officials in re-group, service areas or any other portion of the competition venue under the control of Officials is expressly forbidden, unless within a designated event entertainment area. Any crew member who is found to be under the influence of drugs or alcohol immediately prior to or during the competition will be excluded from the Event as the blood alcohol levels must be 0.00.

Crews and officials may be tested at any time during the Event.

This event will be delivered in accordance with the AASA Anti-Doping Policy, which can be found at NCR article G3.5 of AASA.

This article states:

The use of any stimulants, depressants, tranquillisers, including but not limited to alcoholic beverages, narcotics etc, during an event is prohibited, and it is the responsibility of the promoter to provide sufficient security personnel at all times during an event to enforce this provision. Failure of the promoter to supply sufficient security personnel may result in the termination by AASA of the sanction application. AASA shall be the sole judge as to whether such stimulants, depressants or tranquillisers are being used and may require any licence/permit person to undergo a test or tests in furtherance of this rule.



## 2.9. PROMOTIONS AND COPYRIGHT

Through entering the Event, all crew members agree to the use of their names and any provided photographs in any event promotional material prepared and issued by the Organisers.

The Organisers reserve the right to utilise, for its own purposes, all photography, audio and vision of the Event, including footage captured by a competitor's car-mounted camera.

## 2.10. ABANDONMENT

The Organiser reserves the right to cancel, abandon or postpone the Event due to circumstances, which result in force majeure.

## 2.11. GENERAL INFORMATION

General refreshments and amenities will be available at the event. Refer to the Event Guide for further detail.

# 3. AT THE EVENT

## 3.1. ON EVENT LOCATIONS AND CONTACTS

---

ITEM	DETAILS / LOCATION
<b>Media Enquiries</b>	Stuart Benson Phone: 0412 868 979
<b>Event Notice and Score Board</b>	An official Notice Board will be located at Poatina Chalet, Gordon Street, Poatina, Tasmania, 7302.  Official scores will only be available via either the RallySafe mobile application or at <a href="http://www.autocorsa.com.au">www.autocorsa.com.au</a> .  Scores will be available from after the first competitive run of the stage on Sunday 1 March 2020.
<b>Documentation</b>	Poatina Chalet, Gordon Street, Poatina, Tasmania, 7302
<b>Day of the Event Scrutineering</b>	Poatina Chalet, Gordon Street, Poatina, Tasmania, 7302
<b>Crew briefing</b>	Poatina Chalet, Gordon Street, Poatina, Tasmania, 7302

---

## 3.2. EVENT SCHEDULE

TIME	ITEM
7.30am > 8.25am	Scrutineering and Documentation
7.30am	Officials briefing
8.00am	First time competitor briefing
8.15am	Media briefing
8.30am	Competitor briefing
9.00am	Competition commences
3.00pm	Estimated competition finish time
3.30pm	Award presentation

## 3.3. DOCUMENTATION

Crews, or a team member representative, are required to attend Documentation at Event Headquarters (refer to above 'On Event Locations and Contacts' and 'Schedule' table for details).

All crews must produce the following documentation for verification:

- AASA licence
- Civil driver's licence (for drivers/co-drivers, though not navigators)
- Civil registration papers (Registration or Permit papers)
- AASA, or any other recognised sanctioning body, Vehicle Passport (Competition categories only)
- Completed Auto Corsa Entry Form

It is the Crew's responsibility to ensure their documentation is current and correct prior to Documentation.

At Documentation the Organisers will provide the following, unless provided earlier:

- Door panels and other event stickers
- Crew ID wristbands
- RallySafe unit

## 3.4. SCRUTINEERING

Crews, or a team member representative, are required to attend Scrutineering,

Crews are required to present their vehicles for scrutiny inspection in a ready to compete condition along with apparel for all Crew (see Section 4.1 'Crew Apparel' and Section 4.2 'Vehicles'). Event door panels and signage will be provided at Documentation.

The Chief Scrutineer is the relevant Judge of Fact relating to all matters of vehicle compliance with these Regulations.

### 3.5. CREW BRIEFING

We're going to have a lot of important messages to share with you prior to the Event starting; therefore attendance by all crew members is required.

It will be held at a designated area and time. (Refer to above 'On Event Locations and Contacts' and 'Schedule' table for details).

Any crew member/s not able to attend the briefing at the nominated time and location needs to notify the Clerk of the Course prior to arrange an alternate briefing time.

If you simply choose not to attend, and do not notify the Clerk of the Course prior to the designated time, may be excluded from the event at the discretion of the Clerk of the Course.

## 4. CREW AND VEHICLES

### 4.1. CREW APPAREL

The below tables summarise the various items of apparel that all crew members must wear while on the competition stage. Do note that minimum requirements differ significantly between competition and tour categories:

#### Mountain Race and Mountain Rally categories:

<b>Suit</b>	<b>H2</b>	Single or two-piece suit to SFI 3.2A Grade 1 (minimum). 8856-2000 OK.
<b>Underwear</b>	<b>U2</b>	Single or two-piece under wear to SFI 3.3. 8856-2000 OK
<b>Helmet</b>	<b>T2 or T3</b>	To Snell SA2010, SA2010Hm SA2015
<b>Socks</b>	<b>S2</b>	To SFI 3.3. 8856-2000 OK
<b>Gloves</b>	<b>Y</b>	Drivers gloves to SFI 3.3 Grade 5 (minimum). 8856-2000 OK
<b>Balaclava</b>	<b>Y</b>	To SFI 3.3. 8856-2000 OK
<b>Boots</b>	<b>B2</b>	Fully enclosed footwear with non-synthetic upper and lower and be designed and distributed for motorsport use
<b>FHR</b>	<b>R2</b>	To SFI 38.1. 8858-2002 OK

## Mountain Tour category:

<b>Suit</b>	<b>H1</b>	Non-flammable apparel that cover the body from mid-neck to wrist to ankles
<b>Underwear</b>	<b>N</b>	Not required but recommended!
<b>Helmet</b>	<b>T1</b>	AS/NZ1698, ECE 022 with 04 or 05 amendments, SA2005, SA2010 or SA2015
<b>Socks</b>	<b>S1</b>	Non-flammable socks or sufficient length to cover the ankles
<b>Gloves</b>	<b>N</b>	Not required but recommended
<b>Balaclava</b>	<b>N</b>	Not required but recommended
<b>Boots</b>	<b>B1</b>	Fully enclosed footwear with non-synthetic upper and lower
<b>FHR</b>	<b>N</b>	Not required but recommended

## 4.2. VEHICLES

### 4.2.1. TOUR VEHICLES

All Tour vehicles must be fitted with:

<b>Fire extinguisher</b>	AS1841.5, in configuration of 1x 2.0kg, or 2x 1.0kg, securely mounted and maintained in accordance with manufacturers recommendations.
<b>Rear View Mirror</b>	At least one must be installed and be compliant with civil roadworthiness

### 4.2.2. RACE AND RALLY VEHICLES

All Competition vehicles must be fitted with:

<b>Roll Over Protection System</b>	Vehicles must be fitted with a roll over protection system (ROPS) in accordance with Appendix 1 – Safety Cage Regulations, Class 3: <a href="https://aasa.com.au/wp-content/uploads/2017/06/170412-01-AASA-Safety-Cage-Regulations-V1.0.pdf">/aasa.com.au/wp-content/uploads/2017/06/170412-01-AASA-Safety-Cage-Regulations-V1.0.pdf</a>
<b>ROPS Padding</b>	Roll over protection system padding is to be installed where a crewmember's helmet may strike the ROPS:  FIA 8857-2001 SFI 45.1
<b>Belts</b>	Five or six point harnesses, securely mounted in accordance with manufacturer recommendations and may be used five years beyond marked expiry date:

<b>Seats</b>	May be replaced by any commercially available and mounted in accordance with manufacturer's recommendations. No expiry date is applicable.
<b>Fire Extinguishers</b>	AS1841.5, in configuration of 1x 2.0kg, or 2x 1.0kg, securely mounted and maintained in accordance with manufacturers recommendations.
<b>Bonnet Restraints</b>	Two independent fastening systems of adequate strength are required to secure a forward opening bonnet in a lowered position. If the manufacturer provides two independent fastening systems, this is acceptable.
<b>RallySafe</b>	A RallySafe fitting kit, which includes aerial, power supply and mounts must be installed. You will be supplied with your RallySafe unit on the day of the Event.
<b>Rear View Mirror</b>	At least one must be installed and be compliant with civil roadworthiness.
<b>Towing Points</b>	To ease vehicle recovery vehicles must be fitted with points fitted front and rear that have an internal diameter of at least 40mm.
<b>Throttle Return Spring</b>	On each throttle there must be a mechanism that returns the throttle to closed position in normal operation.

#### 4.2.3. VEHICLE ELIGIBILITY AND MODIFICATIONS

##### Competition Categories

Production car-based circuit, sports, time attack and rally vehicles are eligible for this Event, so long as they are fitted with the required safety equipment as outlined in Section 4 of this document. Vehicle modifications are allowed and will be approved at the discretion of the Organisers and the Chief Scrutineer if they align with the spirit of the Event.

##### Tour Category

Production based road vehicles are eligible for this Event, so long as they are fitted with the required safety equipment as outlined in Section 4 of this document. Vehicle modifications are allowed and will be approved at the discretion of the Organisers and the Chief Scrutineer if they align with the spirit of the Event.

Please contact the Organisers if you have any questions on eligibility.

#### 4.2.4. WHEELS AND TYRES

Tyre/s specification for the all categories of the Event is free, but must conform to civil regulations, and not be marked 'not for highway use'.

## RUNNING OF THE EVENT

### 4.3. COURSE VEHICLES

There are a number of official course vehicles that have particular safety roles during the event. They are outlined in the following table:

<b>VEHICLE NUMBER</b>	<b>ROLE</b>
<b>00</b>	Course Checking Vehicle
<b>0</b>	Lead Safety Vehicle
<b>999</b>	Sweep Safety Vehicle
<b>TL</b>	Lead Tour Safety Vehicle
<b>MIV</b>	Medical Intervention Vehicle
<b>FIV</b>	Fire Intervention Vehicle
<b>CAM</b>	Official Camera Vehicle

The running order of the categories will be:

- Mountain Race and Mountain Rally
- Mountain Tour

### 4.4. RUNNING ORDER AND CLASSES

Competition vehicles will be seeded by determination of the Organisers and published prior to the commencement of competition and be made available on the Notice Board at Event Headquarters.

Vehicles may be reseeded upon application.

All entries must be categorised prior to the commencement of competition and will be done so by the Organisers.

### 4.5. START PROCEDURE

Vehicles will be assigned a start time for each competition stage via the Crew's RallySafe unit and will be physically released by officials from each stage start line at intervals of 30 seconds, or as directed by the stage commander. Officials will release Crews from event regroup areas and lunch breaks.

Failure to start at the assigned time and jump-starting a stage start line may result in a penalty. Refer to the penalty table at Section 5.17 of this document for this penalty.



## 4.6. ON EVENT CATEGORY FORMAT

### 4.6.1. TOUR CATEGORY

A 'TL' vehicle will lead the vehicles throughout the Event. A Tour crew will not be permitted to proceed ahead of the 'TL' vehicle.

### 4.6.2. COMPETITION CATEGORIES

The Competition categories will have the '0' vehicle that will lead the vehicles throughout the Event. A Competition crew will not be permitted to proceed ahead of the '0' vehicle during competition.

A '999' vehicle will follow the Competition crews during competition.

A Competition crew is not allowed to enter a competition stage if the '999' vehicle has left the stage start control point without the permission of the Stage Commander.

## 4.7. TIMING AND RESULTS

Timing will be by the RallySafe electronic timing system. Refer Appendix 5 for further information on RallySafe.

The Chief Timekeeper is the Judge of Fact.

Results shall be determined by fastest to slowest times accrued over all competition stages.

Timing will be to the 100th of a second (0.01).

Progressive results will be available during the Event via the event website at [www.autocorsa.com.au](http://www.autocorsa.com.au).

Final results will be posted within 2 hours of the last vehicle completing the final stage on the event website at [www.autocorsa.com.au](http://www.autocorsa.com.au), subject to protests.

## 4.8. USE OF HEADLIGHTS

Headlights must be illuminated on the course.

## 4.9. OVERTAKING

Except in the Tour category, overtaking is permitted at any time on the course and the slower crew must yield immediately.

The RallySafe unit has a 'Push to Pass' function and must be used as per RallySafe procedures (refer to Appendix 5 for further information).

If an overtaken (slower) Crew fails to yield to an overtaking (faster) Crew within a reasonable amount of time in the view of the Clerk of the Course, penalties will apply.

Repeat failings may result in penalties of up to exclusion. Refer penalty table at Section 5.17 of this document for details on both.

## 4.10. PHYSICAL CHICANES

The Event's competition course may contain physical chicanes. You will be alerted of these chicanes during Crew Briefing.

Physical chicanes on a live competition stage will be constructed of either: water barriers, bollards or tape. Each will have a consistent layout.

A competition vehicle will enter the physical chicane from the RIGHT side of the road, move LEFT to enter and exit on the RIGHT.

On approaching a physical chicane, there will be warning boards 300m, 200m and 100m prior to the chicane.

Crews will be able to negotiate a physical chicane without an imposed speed limit.

Penalties will apply for making contact with the chicane. Refer penalty table at Section 5.16 of this document.

#### **4.11. VIRTUAL CHICANES**

The Event's competition course may contain virtual chicanes. You will be alerted of these chicanes during the Crew Briefing.

On approaching a virtual chicane, there will be physical warning boards 300m, 200m and 100m prior to the chicane.

On approaching a virtual chicane, a warning will be displayed via the RallySafe unit.

A 'START 60 VC' warning board will be at the start of the 200m virtual chicane section.

An 'END 60 VC' board will be at the end of the 200m virtual chicane section.

At any point within the 200m virtual chicane section crews are required to achieve a speed of 60km/h or less.

The RallySafe unit display will change to 'green' once this speed has been achieved at which point the crew can reaccelerate to competition speed even if it is prior to the crew reaching the 'END 60 VC' warning board.

Penalties will apply for not reducing to the required speed during the virtual chicane. Refer penalty table at Section 5.17 of this document.

#### **4.12. HAZARDS**

If a competition vehicle has stopped on the competition course, the Crew/Driver must select the appropriate option on the RallySafe unit (refer to Appendix 5 for further information on the RallySafe unit)

If a crew damages their vehicle resulting in an oil leak, they must immediately pull off the driving line and stop as soon as safe to do so. The crew is to remain at this location until the passing of the '999' vehicle.

#### **4.13. WITHDRAWING FROM, OR REJOINING THE EVENT**

If the '999' vehicle catches a competition vehicle on a stage and the Crew is unable to maintain a competitive speed then the '999' will pass.

This confirms that the stage is now open and is subject to civil traffic laws, meaning speed limits and dual directions apply.

Any crew passed by the '999' vehicle will no longer be on a closed stage and will be scored as having not completed the stage.

Alternatively, if a crew is unable to commence a competition stage then penalties will apply. See penalties table at Section 5.17 of this document for further details.

If the Crew stop on the competition stage due to accident or mechanical issues, if the vehicle is still mobile they can return to the service area once the '999' vehicle passes.

Assuming the Crew's vehicle still complies with these Regulations, they can rejoin the next live competition stage with the approval of the Stage Commander.

If a Crew is to retire from the Event with no possibility of rejoining, they must notify a Competitor Relations Officer (CRO) as soon as possible either in person or via email or SMS.

In addition return the RallySafe unit to a RallySafe representative or Competitor Relations Officer in the Service Area or Event Headquarters, as soon as possible.

#### 4.14. RECOVERY SERVICES

The Organiser will facilitate a recovery service during the event. This service will recover any vehicle from the course that has mechanical or accident damage that restricts the car from being driven. The car will be towed from the competition surface.

Any significant recovery service (ie. Crane) will be payable by the Crew directly to the provider.

#### 4.15. SPEED LIMITS

In the interests of public safety, competition vehicles must travel at no more than walking pace within service parks or re-group. A penalty of up to exclusion may apply.

Should Police identify a competition vehicle exceeding any speed limit on a public road, a penalty of up to exclusion and a cash penalty applied by the Organiser of equal value to the Police fine may apply.

#### 4.16. RE-GROUP, SERVICE AREA AND REFUEL ZONES

Re-group and service areas will be under the direction of event officials.

There will not be dedicated time allocated for servicing of competition vehicles, though servicing and re-fueling is permitted throughout the day and at re-groups at any location.

While re-fueling occurs, the following rules apply:

- The competition vehicle must have its engine turned off
- Crew must vacate the vehicle prior to, and during, refueling
- Any person re-fueling a vehicle must wear clothing covering from ankles to neck to wrists
- A fire extinguisher must be at hand during any re-fueling

Hazardous materials and fluids must not make contact with the ground therefore a groundsheet is required.

Jack stands must be used if a vehicle is elevated.

Penalties will apply for any crews re-fueling without these precautions. See penalties table at Section 5.17 of this document.

#### 4.17. PROTESTS

Any protests must be lodged in accordance the National Competition Rules with on-event Competitor Relations Officer; these will be immediately escalated to the Clerk of the Course.

## 4.18. PENALTIES

The following penalties apply for crew/s competing in all categories of the event. Each penalty is applied at the discretion of the Clerk of the Course/Judge of Fact.

OFFENCE	APPLIES TO	MIN PENALTY PER OCCURRENCE	MAX PENALTY	JUDGE OF FACT	SECTION
<b>A crew jumps a start on a competition stage</b>	Competition Tour	5 seconds	Up to exclusion	Stage Official	5.3 Vehicle Release
<b>Failure to start at allocated time or at direction of stage officials</b>	Competition Tour	30 seconds	Up to exclusion	Stage Official	5.3 Vehicle Release
<b>Non-completed or missed stages</b>	Competition	An allocated stage time equal to the slowest crew that completed the stage plus 30 seconds	N/A	Clerk of the Course	5.11 Withdrawing from, or rejoining, the event
<b>Competition vehicle comes in contact with a barrier or bollard placed on the course by the Event Organiser</b>	Competition	30 seconds	N/A	Stage Official	
<b>Failure to permit overtaking</b>	Competition	10 seconds	Up to exclusion	Clerk of the Course	5.7 Overtaking
<b>Disobeying the instruction of an official</b>	Competition Tour	30 seconds	Up to exclusion	Clerk of the Course	3.3 Event officials
<b>Competition vehicle comes in contact with a physical chicane</b>	Competition	30 seconds per barrier (3 barriers in each chicane)	N/A	Stage Official	5.8 Physical Chicanes
<b>Competition vehicle does not achieve goal speed within a virtual chicane</b>	Competition	Lowest RallySafe reported speed:  61-65km/h - 10 sec 66-75km/h - 30 sec > 75km/h - 120 sec	Up to exclusion	Clerk of the Course	5.9 Virtual Chicanes

<b>OFFENCE</b>	<b>APPLIES TO</b>	<b>MIN PENALTY PER OCCURRENCE</b>	<b>MAX PENALTY</b>	<b>JUDGE OF FACT</b>	<b>SECTION</b>
<b>Not meeting safety requirements when servicing or re-fueling</b>	Competition Tour	At discretion of the Clerk of the Course	Up to exclusion	Any official	5.15 Regroup, Service areas and refuel zones

## APPENDIX 1

### COMPETITION VEHICLE SIGNAGE PLACEMENT



#### KEY:

**Sticker 1** – 300mm x 200mm number and sponsor panel

**Sticker 2** – 150mm high windscreen strip

**In car** – (mounted on dashboard to be in view of in car cameras) – 50mm high X 210mm wide. \*The In Car sticker may only apply to some competition vehicles at the discretion of the organisers.

Should you have any difficulties in fitting your stickers as outlined, please notify the Clerk of the Course prior to scrutineering.

Crews should take care when removing event signage from their vehicles post-event to avoid potential damage to paintwork.



## APPENDIX 2

### CONTROL BOARD DIAGRAMS

---



Start Line



Care



Caution



Flying Finish ahead



Flying Finish Actual



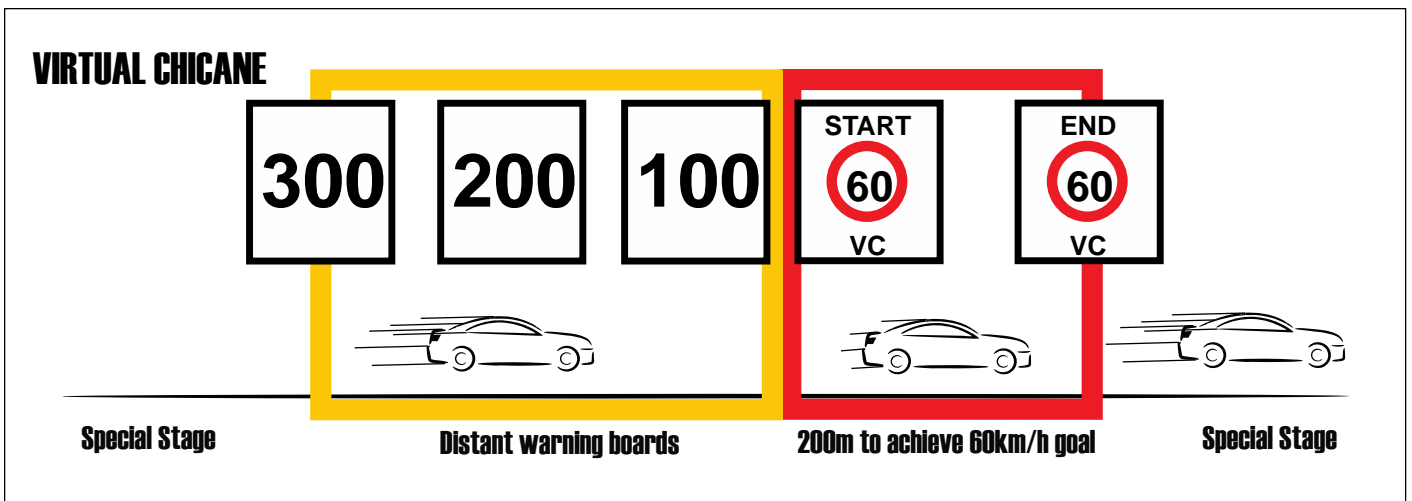
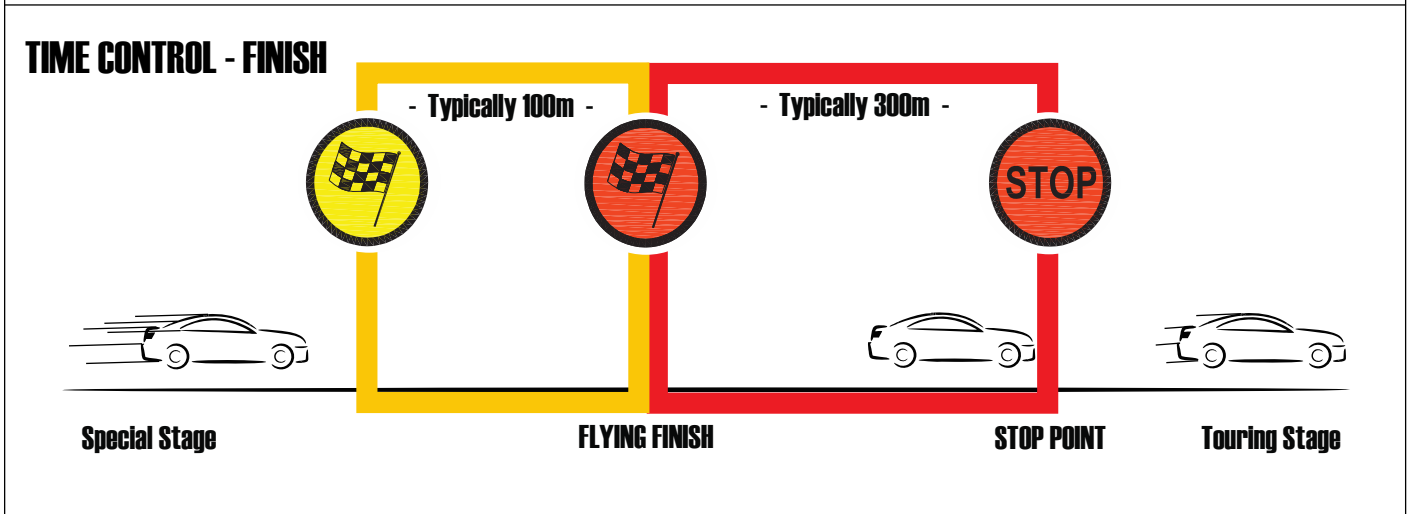
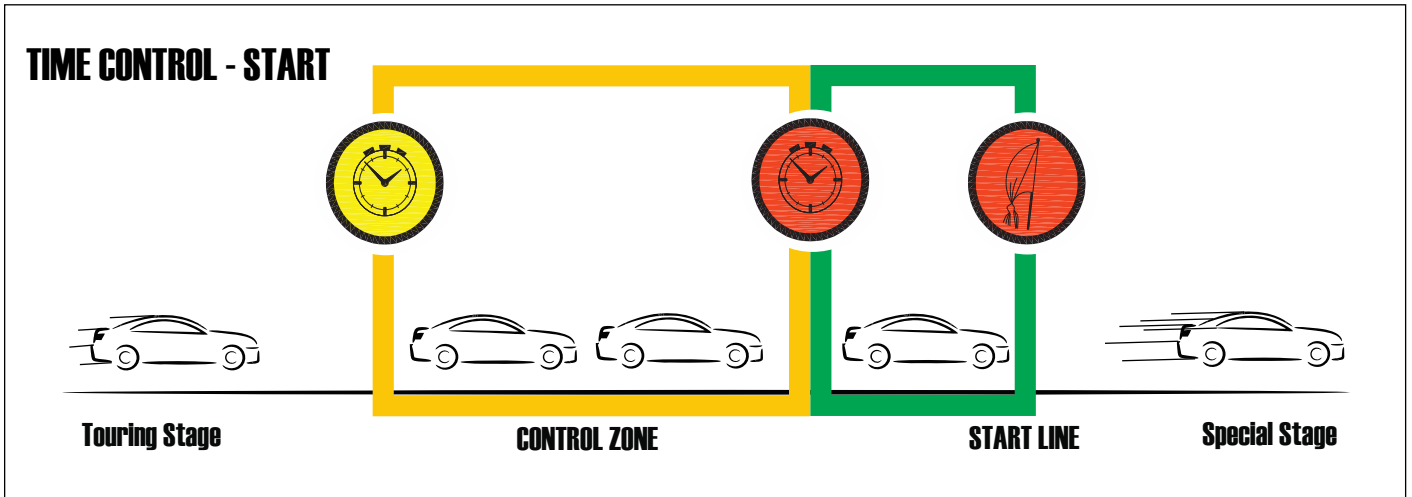
Stop Point in 200meters



Stop Point

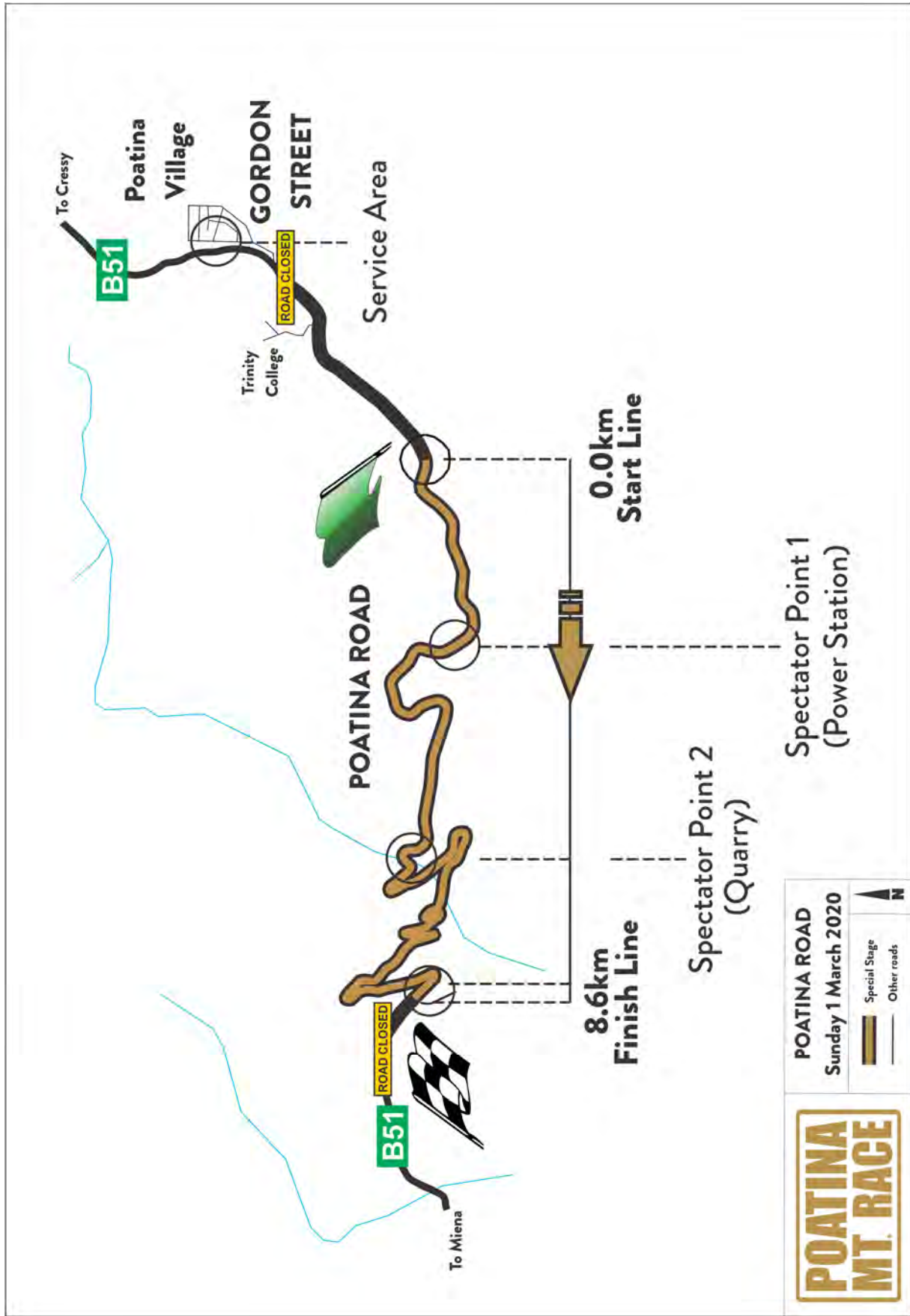
## APPENDIX 3

# CONTROL DIAGRAMS



# APPENDIX 4

## COURSE MAP



## APPENDIX 5

### RALLYSAFE UNIT



Crews are to refer to the following table for information regarding requirements for the hiring and installation of the RallySafe unit:

CATEGORY	UNIT HIRE INCLUDED IN ENTRY FEE?	INSTALLATION KIT REQUIRED IN VEHICLE PRE-EVENT?
Mountain Tour	Yes	No
Mountain Race	Yes	Yes
Mountain Rally	Yes	Yes

#### CONDITIONS OF USE:

It is very important that all competitors comply with some very simple conditions and instructions.

These same conditions and instructions are in use in many varied overseas and national events and allow the system to work efficiently and provide the best protection and ease of use for the competitors and event organisers.

Teams must make provision in their competition vehicle for the RallySafe tracking system prior to each Auto Corsa event.

Installation instructions and specifications are available [here](#) and a new competitor Training Video showing all aspects of the system can be viewed [here](#).

**RallySafe Installation Kits (incl. Antenna, Connector Knuckle, Roll cage or Flat Mount & Power Wiring Loom) MUST be purchased prior to the Event; with at least 2 weeks lead time for postage and handling.**

RallySafe antennas and mounting kits are to be purchased directly from the [RallySafe online store](#).

Options for different installation types or cable lengths are available.

Correct installation of the Fitting Kit including wiring polarity and permanent power connection will be checked at scrutineering. Any incorrectly installed kits will result in failure to pass scrutineering and will result in a re-present at a later time.

It is mandatory that the RallySafe unit be wired directly to a constant 12V feed, either the battery or the battery side of the isolator switch as per the RallySafe fitting instructions; connection to an accessories feed or cigarette lighter is not acceptable. It is up to the competitor to fuse this supply with a 5 amp fuse. The unit has its own internal circuit protection.

The RallySafe units will be available for collection from the RallySafe table at Documentation. The units must be signed out by all users (competitors and official vehicles) on the RallySafe Unit Sign-out sheet.

RallySafe Unit user guide/installation instructions will be provided with the unit handout. Should a competitor experience a problem with their RallySafe unit during the Event, they should notify an event official at the next control of the problem, and ensure they speak to a RallySafe representative at the next available service break to have any issues rectified.

A RallySafe service number will be provided at Documentation. Any attempt to tamper with the unit will result in a message transmitted to race control as well as logged internally to the unit; and will be dealt with appropriately by event officials.

Should a competitor retire from the Event, they must return the tracking unit to the RallySafe team (only return to a RallySafe representative or CRO) in Parc Ferme or Event Headquarters as soon as practical. It is the competitors' responsibility to return the RallySafe unit.

Failure to do so will result in the competitor being liable for the cost of the unit. If due to medical or situational reasons this is not possible, a CRO must be notified prior to the end of the Event so an alternative can be arranged. The RallySafe units must be removed from the rally vehicles at the end of the Event and returned to a RallySafe representative at a location that will be nominated prior to event completion.

#### OPTIONAL DAMAGE WAIVER FEE

RallySafe offer a damage waiver fee which covers the unit for fire and/or damage for \$15 +GST per event, or an annual fee for multiple events of \$50 + GST. The loss or theft of unit will not be covered and the damaged unit must be presented to avoid a cost. The damage waiver fee must be purchased on line [here](#) prior to the Event.

**For more information please contact RallySafe via our [online Contact Form](#)**